

Early Head Start Expansion & Child Care Partnership 2018-2019 Annual Report



SUNRISE
CHILDREN'S FOUNDATION



SERVICES TO CHILDREN & FAMILIES

The Sunrise Children's Foundation Early Head Start Expansion (SCF EHS-EXP) and Early Head Start Child Care Partnership (EHS-CCP) grant is designed to increase family's access, enhance the quality of childcare for infants and toddlers, and expand professional development opportunities for teachers.

Enrolled families receive Full Day - Full Year child development center-based care by Sunrise Children's Foundation, or by one of their Child Care Partners. EHS Child Care Partners include The Hills Preschool, Bring Em' Young Academy, Source Academy & Early Learning Center, Kids Turf Academy, and Discovery Garden's Child Care Center.

We are funded for 200 children and their families, SCF EHS-EXP enrolls at 44% and EHS-CCP enrolls at 56% of the total funded enrollment.

Ratios for center-based programs require one teacher for a maximum of four infants and toddlers and group or classroom sizes of no more than eight children. Services include nutritious meals, comprehensive strengths-based family services designed to support families in setting and achieving "S.M.A.R.T" goals, health screenings, and support to help ensure children have access to needed medical, dental, social services and resources.



LOCATIONS

88

EXPANSION



North Las Vegas Campus
5 classrooms

City Impact Campus
3 classrooms

East Campus
4 classrooms

112

CHILD CARE PARTNERS



The Hills Preschool
6 classrooms

Bring em' Young Academy
2 classrooms

Source Academy
2 classrooms

Kids Turf
2 classrooms

Discovery Gardens
2 classrooms

A young child with dark hair, wearing a red and white striped shirt, is sitting on a blue mat and playing with several toys. In the foreground, there is a yellow giraffe toy and a zebra toy. To the right, there are two black gorilla toys. In the background, there is a red Transformer toy. The child is looking down at the toys with concentration. The background is a green wall.

ENROLLMENT

Throughout the year eligible children and 255 families were enrolled in the 267 funded slots. Of all children enrolled, 100% were eligible for services. Monthly average enrollment was also 100%.



306

CHILDREN
SERVED



267

FAMILIES
SERVED



4.5%

MONTHLY
ATTRITION



ELIGIBILITY TYPE:

a. Income
below 100% of
federal poverty
line – 87.25%

b. Public
assistance
such as TANF,
SSI – 3.92%

c. Status as a
foster child - #
children only –
11.76

d. Home at
Head Start/
Families
experiencing
homelessness
– 5.56%

FATHER'S DANCE





Dads contribute to an increase in social interactivity in children and were invited to come in and read to their babies.

PARENTAL INVOLVEMENT

SCF family engagement activities include both small group and large group opportunities. Some of these opportunities include “Parent Café” a small group activity, and “School Readiness Events” which are large group activities.

Parent Café is designed to bring small groups of families together in the home-based program. During Parent Café, parents learn how to provide a range of activities targeting social/Emotional development, physical skills, language skills and cognitive skills, Next they observe their child and write an observation about their child’s skill development. Families observations are used in their child’s overall child assessment outcomes.

SCF host School Readiness Events a few times each year to provide families with information on child development. Team members prepare make it and take it activities that families can do at the event and or take home. This opportunity promotes positive relationships and gives families the confidence they need to bring school readiness goal to life.



PROGRAM MONITORING

Dads contribute to an increase in social interactivity in children and were invited to come in and read to their babies.

The most recent review conducted by the Office of Head Start was in June 2016. The Fiscal and ERSEA (Eligibility, Recruitment, Selection, Enrollment, Attendance) review was clear of any findings or concerns. SCF EHS is anticipating a Focus Area One Monitoring Review, an offsite interview / audit during the 2019-2020 project year.

Sunrise Children's Foundation has completed its annual financial audit for the year ended (2018-2019) and received an unqualified opinion with no findings. The audit was conducted by Ellsworth & Stout, CPAs and Consultants, an audit firm selected by the Board of Directors. The 2019-2020 annual fiscal audit will be conducted in the fall of 2020. The results will be shared in the 2020-2021 Annual Report.



97%

MEDICAL



Number of all children who are up to date on a schedule of age appropriate preventive and PRIMARY HEALTH CARE

86%

DENTAL



Number of all children who are up to date on a schedule of age-appropriate preventive and PRIMARY ORAL HEALTH CARE

15%

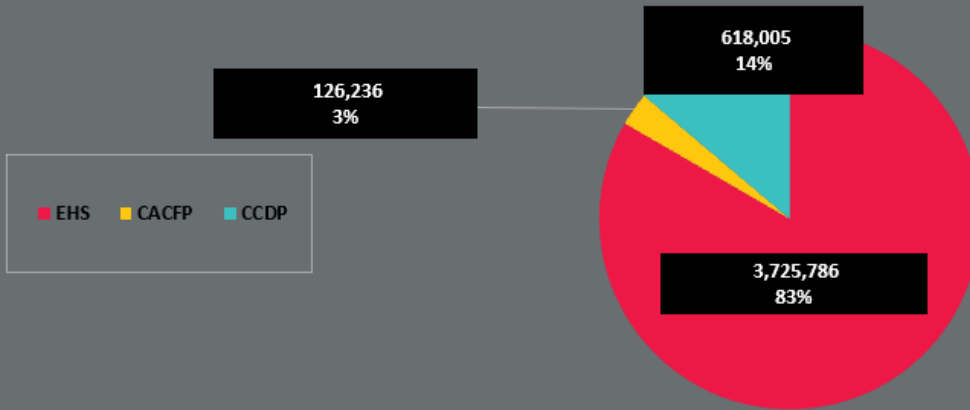
IFSP



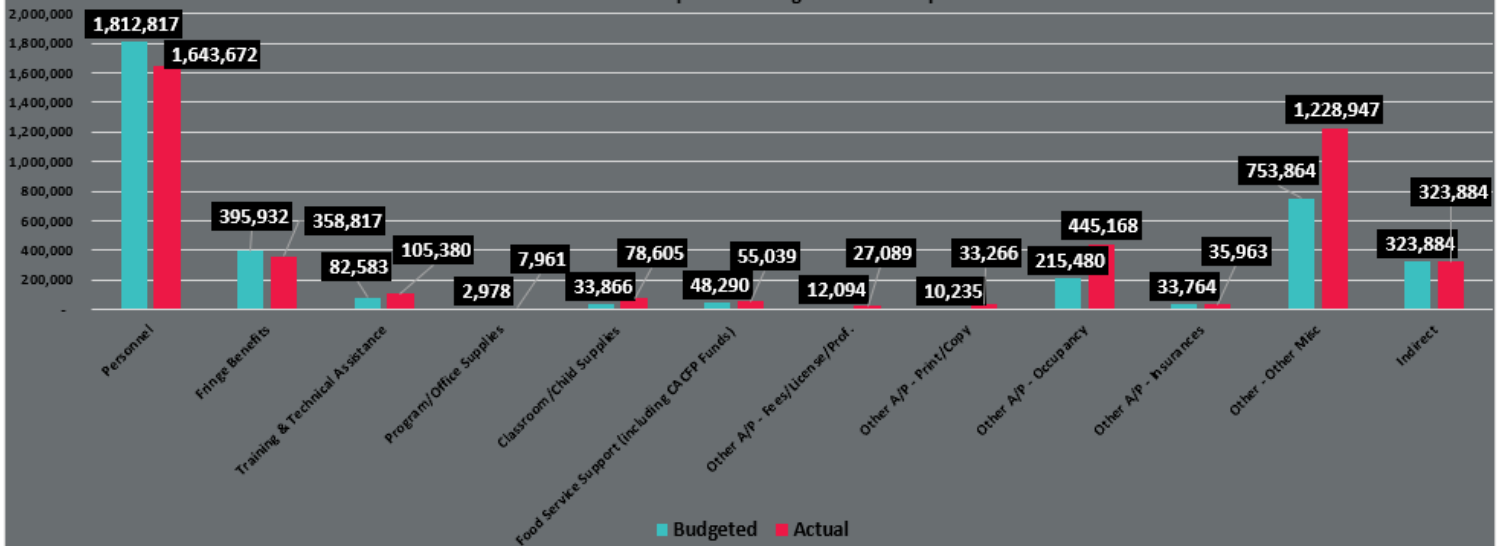
Of the total enrollment of children 306 throughout the year

REVENUES

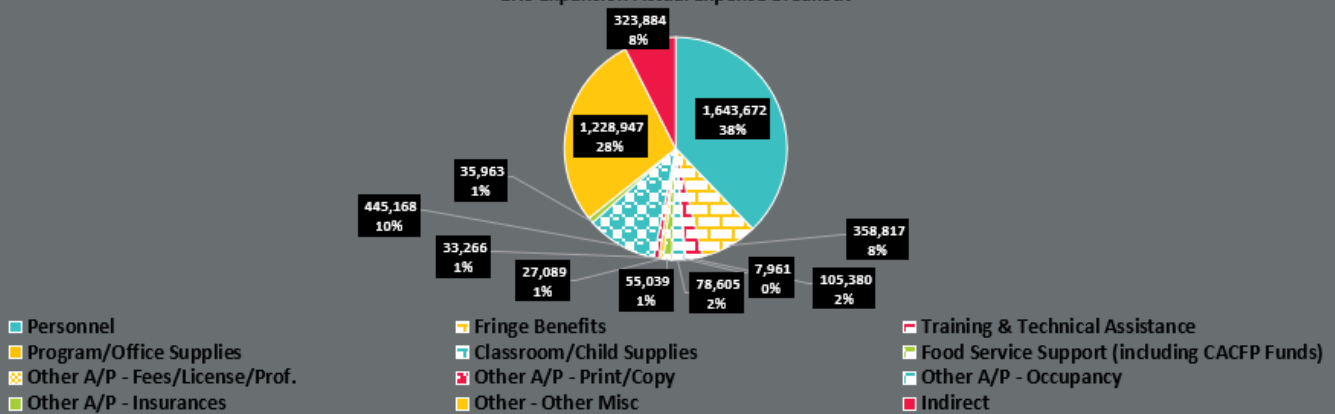
EHS Expansion Revenues - by Funding Source
(in dollars)



EHS Expansion- Budget to Actual Expenses



EHS Expansion Actual Expense Breakout



EHS BUDGET VS ACTUAL

EHS - Expansion/CCP Grant Budget versus Actual School Year 8/1/2018-7/31/2019						
Line Item	Budgeted Amount	Actual Expenses (per Dr	CACFP Fu	Total Expense After CACFP	Difference	
Personnel	1,812,817	1,643,672	-	1,643,672	169,145	
Fringe Benefits	395,932	358,817	-	358,817	37,115	
Training & Technical Assistance	82,583	105,380	-	105,380	(22,797)	
Program/Office Supplies	2,978	7,961	-	7,961	(4,983)	
Classroom/Child Supplies	33,866	78,605	-	78,605	(44,739)	
Food Service Support (Including CACFP Funds)	48,290	181,275	126,236	55,039	(6,749)	
Other A/P - Fees/License/Prof.	12,094	27,089	-	27,089	(14,995)	
Other A/P - Print/Copy	10,235	33,266	-	33,266	(23,031)	
Other A/P - Occupancy	215,480	445,168	-	445,168	(229,688)	
Other A/P - Insurances	33,764	35,963	-	35,963	(2,199)	
Other - Other Misc	753,864	1,228,947	-	1,228,947	(475,083)	
Indirect	323,884	323,884	-	323,884	-	
Total Expenses Before CCDP Funds	3,725,787	4,470,027	126,236	4,343,791	(618,004)	
CCDP Funds	-	-	-	-	618,004	
Total Expenses After CCDP Funds	3,725,787	4,470,027	126,236	4,343,791	(0)	

EHS Expansion Revenue to Expense Breakdown	
EHS	3,725,786
Total Expenses	4,470,027
Overage of EHS	(744,241)
CACFP	126,236
Overage after CACFP	(618,005)
CCDP	618,005
Profit/Loss	(0)



PARENT ENGAGEMENT

Parents were involved throughout the year in activities such as classroom volunteerism, parent-teacher conferences; the decision-making process (through monthly Policy Council and Parent Committee meetings); family engagement activities, training and workshops especially designed for Early Head Start parents.



Each family served received a gift at the holidays. From bikes and toys for each age and stage, it was a wonderful family engagement for all.

SCHOOL READINESS GOALS

SCF begins collaborating with families when their child turns 29 months old to support successful transition. For center based transition, we partner with Clark County School Districts Child Find program, Acelero Head Start, The Hills Preschool, Bring em' Young Academy, Source Academy & Early Learning Center, and Stone Bridge Learning Center.

For home-based families that would like to continue with a home visiting program we support family's transition with our very own Home Instruction for Parents of Preschool Youngsters (HIPPY) Program.

Transition Activities

- Head Start - 16.36%
- Child Care Partners - 16.36%
- Child Find - 7.37%
- Other Pre-school Settings - 60%